

**MEETING OF THE ORLEANS
BOARD OF WATER/SEWER COMMISSIONERS**

10 MAY 28 PM 4:03

March 17, 2010

A meeting of the Board of Water and Sewer Commissioners was held Wednesday, March 17, 2010 in the Nauset Room, Town Hall:

Those present were Robert Rich, Judith Bruce and Ann Hodgkinson of the Board, associate member Ken Rowell, Mark Carron, Board of Selectmen liaison, Ed Barr, Finance Committee liaison, Lou Briganti, Water Superintendent. Absent were Jimmy Dishner and Kenneth McKusick of the Board and associate member Leonard Short. Kenneth Rowell was asked to vote in the absence of Jimmy Dishner and Kenneth McKusick.

Robert Rich called the Board of Water and Sewer Commissioners meeting to order at 1:30 p.m.

65 QUANSET ROAD

Pat and Andy Bunzick spoke on behalf of the property owner Linda Sarles regarding the large make-up bill that was a result of several years of billing for zero consumption due to a radio transmitter malfunction. They questioned the reading results and the total usage. The meter was tested by Regan Supply and Testing services and was found to be within AWWA guidelines.

A motion was made by Ann Hodgkinson seconded by Judith Bruce to offer an interest free payment plan for the total amount outstanding. The vote by the Board was 4-0-0.

MINUTES

Judith Bruce made a motion seconded by Kenneth Rowell to approve the minutes of the meeting of March 3, 2010 as written. The vote by the Board was 4-0-0.

SUPERINTENDENT'S REPORT

- Monthly Statistical Report
- Monthly Budget Report

OLD BUSINESS

NSTAR HERBICIDE USE IN THE WATERSHED

The Board was given copies of letters to NSTAR from the Board of Health.

Robert Rich would still like to see a written request to NSTAR to recognize the Zone II's as sensitive areas.

MEMBRANE REPLACEMENT

Lou Briganti is meeting with Michael Ford and John Kelly Tuesday March 30, 2010 to review and finalize the draft RFP for membrane replacement.

22.5 ACRES OPEN SPACE, BREWSTER


Lou Briganti met with David Withrow to discuss possible ways for financing the \$375,000.00 land purchase in Brewster. The Board was provided with a list of options for discussion.

The Board will discuss the purchase for watershed protection purposes when a full Board is present and provide a recommendation to the Board of Selectmen.

ADJOURNMENT

At 2:30 p.m., a motion was made by Ann Hodgkinson and seconded by Judith Bruce to adjourn the meeting. The vote by the Board was 4-0-0.

The next regular meeting is scheduled for April 7, 2010 at 1:30 p.m.



Secretary, Board of Water/Sewer Commissioners



Town of Orleans

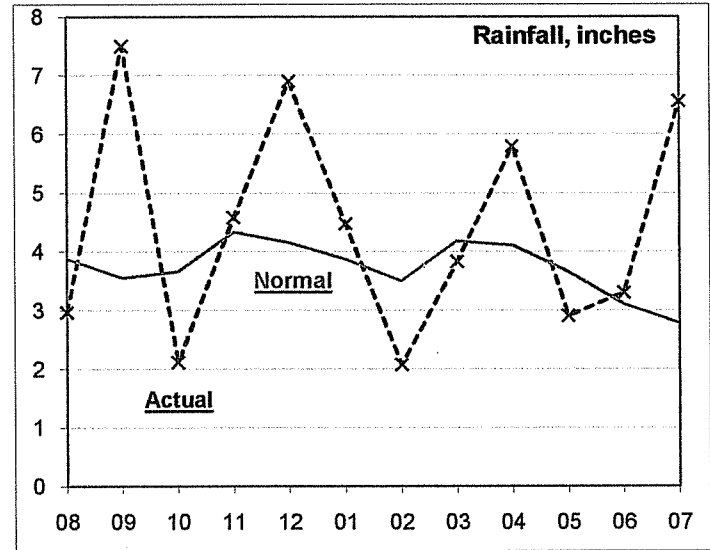
Water Department

Statistical Report

Mar, 2010

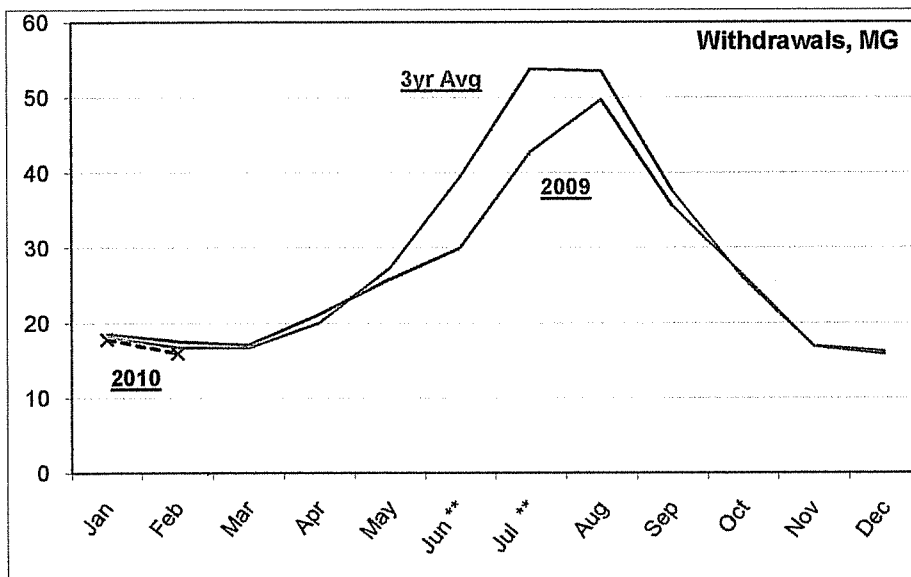
Rainfall, inches (Cape & Islands Composite)

mm/yy	Actual	Normal	Var, in	Var, %
Aug, 08	2.97	3.88	-0.91	77
Sep, 08	7.50	3.55	3.95	211
Oct, 08	2.12	3.66	-1.54	58
Nov, 08	4.59	4.33	0.26	106
Dec, 08	6.90	4.15	2.75	166
Jan, 09	4.48	3.87	0.61	116
Feb, 09	2.08	3.50	-1.42	59
Mar, 09	3.83	4.18	-0.35	92
Apr, 09	5.80	4.11	1.69	141
May, 09	2.91	3.65	-0.74	80
Jun, 09	3.30	3.11	0.19	106
Jul, 09	6.56	2.78	3.78	236
Avg	4.42	3.73	0.69	118
Tot	53.04	44.77	8.27	118



Withdrawals, MG						2010 vs. 2009		2010 vs. 3yr Avg		WTP MG
month	2007	2008	2009	3yr Avg	2010	Var, MG	Var, %	Var, MG	Var, %	
Jan	20.63	15.42	18.55	18.20	17.84	-0.71	-3.8	-0.36	-2.0	16.35
Feb	19.14	13.58	17.58	16.76	15.98	-1.60	-9.1	-0.79	-4.7	15.25
Mar	18.41	14.64	17.04	16.70						
Apr	20.10	18.77	21.20	20.02						
May	30.08	26.12	25.84	27.35						
Jun **	45.57	42.66	29.92	39.38						
Jul **	58.01	60.70	42.74	53.82						
Aug	57.75	53.11	49.73	53.53						
Sep	41.91	35.37	35.56	37.62						
Oct	27.45	23.93	26.35	25.91						
Nov	17.66	16.25	16.95	16.95						
Dec	16.14	16.67	15.87	16.22						
To date	39.77	29.00	36.13	34.97	33.82	-2.31	-6.4	-1.15	-3.3	31.60
Avg	19.89	14.50	18.06	17.48	16.91	-1.15	-6.4	-0.57	-3.3	15.80
Tot	372.85	337.20	317.35	342.47						

** lowest June & July for the period 1995 to 2009.



2010 Withdrawals

peak day : 01/15/10
gallons : 872,000

month	peak day	MG
Jan	01/15	0.87
Feb	02/14	0.81
Mar		
Apr		
May		
Jun		
Jul		
Aug		
Sep		
Oct		
Nov		
Dec		



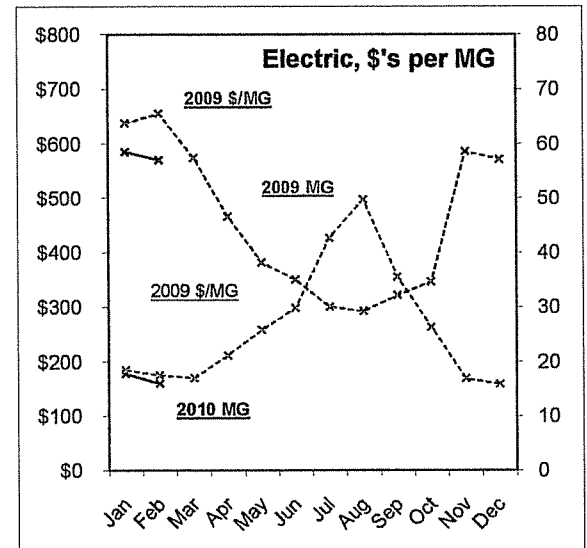
Town of Orleans

Water Department

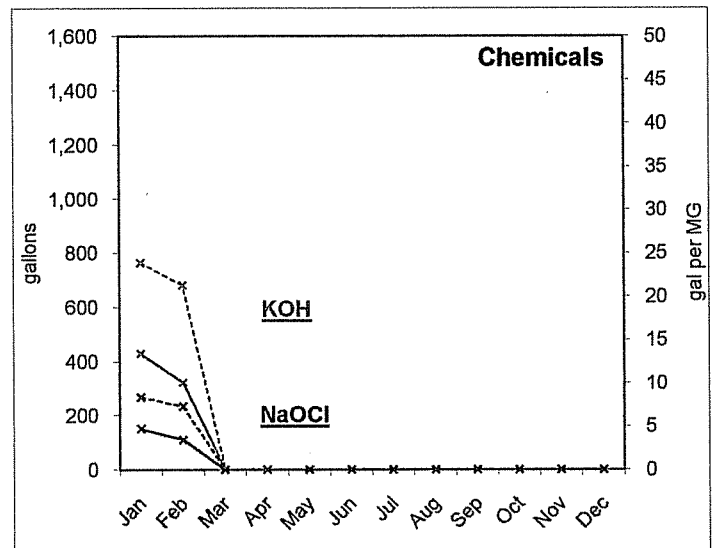
Statistical Report

Mar, 2010

Electric				2009 \$	2010 \$
month	2009	2010	Variance	per MG	per MG
Jan	\$11,837	\$10,451	-\$1,386	\$638	\$586
Feb	11,520	9,115	-2,405	655	571
Mar	9,797			575	
Apr	9,888			466	
May	9,866			382	
Jun	10,487			351	
Jul	12,847			301	
Aug	14,575			293	
Sep	11,454			322	
Oct	9,137			347	
Nov	9,939			586	
Dec	9,075			572	
To date	23,357	19,566	-3,791	646	579
Avg	11,678	9,783	-1,895	642	578
Tot	\$130,421			\$411	



Chemicals	KOH		NaOCl	
	gal	gal/MG	gal	gal/MG
Jan	430	23.9	151	8.4
Feb	323	21.3	111	7.3
Mar				
Apr				
May				
Jun				
Jul				
Aug				
Sep				
Oct				
Nov				
Dec				
To date	754		262	
Avg	377	22.6	131	7.8
Tot	754		262	





Town of Orleans
Water Department

Feb-10 Financial Report

EXPENSES

ACCOUNT #	DESCRIPTION	TOTAL APPROPRIATED	EXPENDED Y-T-D	EXPENDED M-T-D	ENCUMBERED	BALANCE	PCT USED
25450001	Office Employees	169,073	103,638	13,986	0	65,435	61.3%
	Field Employees	339,692	218,438	29,459	0	155,937	64.3%
	TOTAL SALARY	508,765	322,076	43,446	0	186,689	63.3%
	Utilities- Electric, Telephone, Heat	163,095	73,501	11,459	0	89,594	45.1%
	Chemicals	121,493	54,226	955	16,316	50,951	58.1%
25450002	Water Quality Sampling	28,168	15,220	3,529	0	12,938	54.1%
	Repair/Service Vehicles	5,877	5,886	576	0	(9)	100.1%
	Maintenance and Repair	93,945	43,947	20,593	9,455	40,543	56.8%
	Administrative Expenses	29,120	13,828	890	6,150	9,142	68.6%
	TOTAL EXPENSES	441,688	206,607	38,001	31,921	203,160	54.0%
25450003	Site Improvements	37,000	26,200	0	0	10,800	70.8%
	Replace Equipment	32,000	28,970	0	0	3,030	90.5%
	Water Meter Replacement	29,000	30,896	0	0	(1,896)	106.5%
	Water Main Improvements	0	0	0	0	0	0.0%
	TOTAL CAPITAL OUTLAY	98,000	86,066	0	0	11,934	87.8%
25450005	Engineering/Consulting	5,500	5,500	0	0	0	100.0%
	TOTAL ENGINEERING	5,500	5,500	0	0	0	100.0%

EXPENSES

ACCOUNT #	DESCRIPTION	TOTAL APPROPRIATED	EXPENDED Y-T-D	EXPENDED M-T-D	ENCUMBERED	BALANCE	PCT USED
25450008	Other Assessments	3,170	0	0	0	3,170	0.0%
	TOTAL ASSESSMENTS	3,170	0	0	0	3,170	0.0%
25450046	Service Connections	72,745	30,084	4,214	25,000	17,661	75.7%
	TOTAL SERVICE CONNECTIONS	72,745	30,084	4,214	25,000	17,661	75.7%
TOTALS EXPENSES		1,129,868	650,332	85,660	31,921	422,614	60.4%
Reserve Fund Transfers		0	0	0	0	0	0.0%
	TOTAL TRANSFERS	0	0	0	0	0	0.0%
Water Treatment Plant Debt		399,891	266,594	33,324	0	133,297	66.7%
	TOTAL DEBT	399,891	266,594	33,324	0	133,297	66.7%
Benefits		152,630	101,753	12,719	0	50,877	66.7%
	Other Allocated Costs	194,000	129,333	16,167	0	64,667	66.7%
	TOTAL ALLOCATED COSTS	346,630	231,086	28,886	0	115,543	66.7%
GRAND TOTALS EXPENSES		1,876,389	1,148,013	147,870	56,921	653,793	64.2%